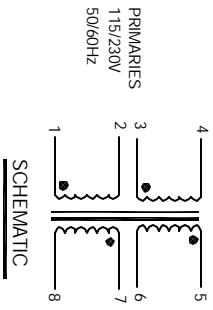


The information contained in this drawing is the sole property of CWS/EpLink. Any reproduction in part or whole without written permission of CWS/EpLink is prohibited.

REVISION HISTORY

REV	ECN	DESCRIPTION	BY	DATE	CHK	DATE
A		PRODUCTION RELEASE	TKR	4/13/05	JLAI	4/13/05



5 WHERE SHOWN, USING A PERMANENT MARKING METHOD MARK PART NUMBER AND REVISION

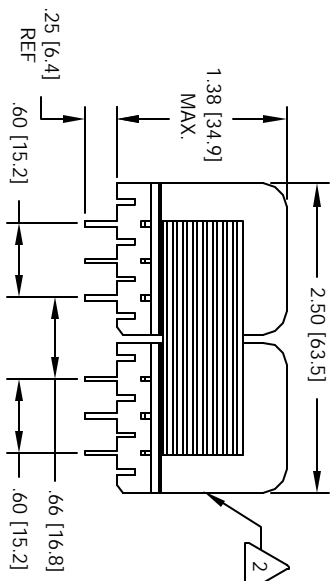
4 CONTACT CWS FOR MORE INFORMATION BUT NOT CERTIFIED OR TESTED BY THESE AGENCIES DESIGNED TO MEET UL, CSA, TUV STANDARDS, CONCENTRIC CONSTRUCTION

3 PRIMARY INPUT VOLTAGE (2+3) = 230 VAC, 50/60 Hz
PRIMARY INPUT VOLTAGE (1+3, 4+2) = 115 VAC, 50/60 Hz
PARALLEL CONNECTION (5+7,6+8) = 6.3V @ 7.60 A
SERIES CONNECTION (6+7) = 12.6V C.T. @ 3.80 A
SECONDARY RMS RATING:-
VOLT-AMPERES RATING = 48 VA
SPECIFICATIONS @ 25°C

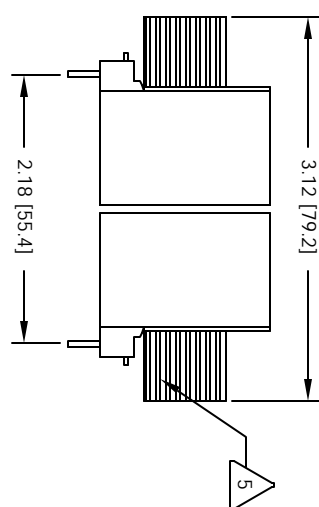
2 WIRE: UL RECOGNIZED 130°C RATED MAGNET WIRE
CWS BYTEMARK OR OTHER APPROVED PART
CORE: 50 Hz / 60 Hz LAMINATION

1 BOBBIN RATING CLASS B (130°C) REQUIRED
MATERIAL: UL RECOGNIZED 94V-0 FOR FLAMMABILITY

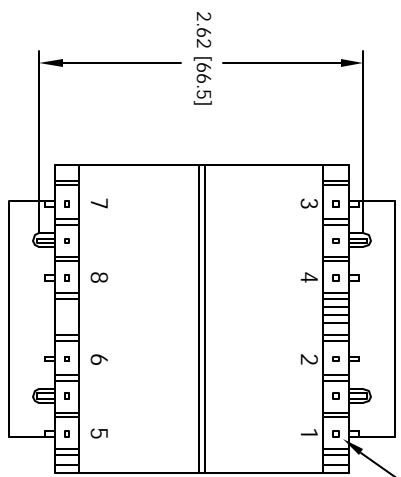
NOTES: UNLESS OTHERWISE SPECIFIED,
READ NOTES FROM BOTTOM TO TOP



FRONT VIEW



SIDE VIEW



BOTTOM VIEW

QTY	CODE	IDENT	MFG. P/N	DESCRIPTION	ITEM NO.
				PARTS LIST	
	AUTOCAD		X		
	SOLIDWORKS				
	DRWN	TKR	4/13/05	1510 E. Edinger Ave. Unit B, Santa Ana, CA 92705	
	GEN1	JLAI	4/15/05	CWS Coil Winding Specialist	
	ENGR	K3UM	4/10/05	Power Transformer	
	APPR	JLAI	4/15/05	EPL Series, 48V, 1.375" High	
				SIZE: DIM. NO.	REV
				B	A
				SCALE: 1=1	
				SHEET 1 OF 1	